

QUADRA™ 5

X-ray Inspection System

The Flexible X-ray Inspection Solution

Quadra™ 5 offers excellent functionality for applications where sub micron level image resolution and 10W X-ray power is sufficient. Images are acquired at 3MP resolution and displayed in real time on a High Definition 24" monitor.

Quadra 5 shares many of the same accessories as Quadra™ 7, including the μ CT acquisition stage, heated sample stage for solder reflow simulation, X-ray dose filtering and thin sample trays.

See the finest details

Over 30 advanced image enhancement filters create clear, easy to interpret images from the Aspire FP™ detector.


Simplicity as Standard

Gensys™ proprietary control and measurement software features an intuitive point and click interface so even occasional users can acquire high quality X-ray images quickly, and with minimal training.

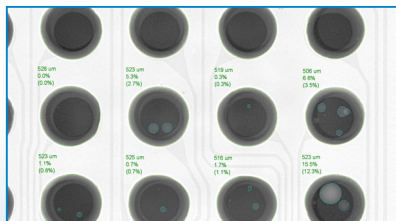


Maintenance Free

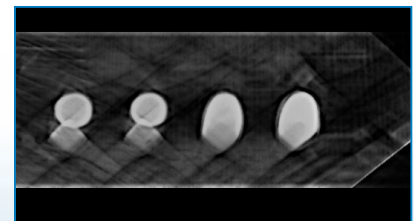
The QuadraNT™ X-ray source uses proprietary filament free technology, so regular preventative maintenance visits are not required, reducing your downtime and running costs.



4-way split screen view with filters and void calculations for easier identification



Automatic BGA void calculations with exportable reports




Head-in-Pillow effortlessly identified using X-Plane®

Seeing is Believing™

QUADRA

Specifications at a Glance

Options	
High Power Upgrade	10W to 20W
X-Plane®	View sample slides without additional CT hardware
Visualization for X-Plane	Create 3D models from X-Plane data
µCT	Create high resolution 3D models with the µCT sample stage
Heated Stage	Simulate reflow oven conditions, view solder processes in real time
Template Based Analysis	Use existing design data to create automatic inspection routines
Joysticks	For joystick navigation and zoom
Barcode Reader	Track samples easily
Second Monitor	See board overview and reference images more clearly
Filtering Tray	Reduce sample X-ray dose
Thin Sample Tray	Acquire clearer images of thin samples



Pad voiding in a QFN

QuadraNT™ X-ray Tube	
Type	Filament free transmissive
Feature Recognition	0.35µm (0.95µm above 10W)
Max. Power	10W (optional 20W)
Voltage	30-160kV

Aspire FP™ Detector	
Resolution	3 MP
Frame Rate	25 fps
Pixel Pitch	50 µm
Digital Imaging Processing	16-bit

Inspection	
Oblique Angle View	2 x 70° - No sample rotation required
Anti Vibration	AXiS - Active X-ray Image Stabilization
Display Resolution	94 PPI
Inspection Area	510 x 445 mm (20 x 17.5")
Geometric Magnification	2,500x
Total Magnification	45,000x
Sample Weight (standard tray)	5kg (11lbs)
Display	Single 24" WUXGA 1920 x 1200 on Fully Flexible Arm Mount

System	
Footprint	1570 W x 1500 D x 1900 H mm
System Weight	1950 kg (4300 lbs)
Power Supply	Single phase 200-230 VAC, 50/60 Hz, 16A
Typical Power Consumption	1KW
Air Supply	5-8 bar clean, dry for anti-vibration
Operation Temperature	10-30°C
Humidity	<85% (non-condensing)
Operation	Mouse
OS	Windows 10 64-bit
X-ray Safety	<1 µSv/hr Meets all international standards

Americas + 1 760 930 3307
sales@nordsondage.com

Europe +44 1296 317800
globalsales@nordsondage.com

China +86 512 6665 2008
sales.ch@nordsondage.com

Germany +49 89 2000 338 270
sales.de@nordsondage.com

Japan +81 3 3599 5920
sales.jp@nordsondage.com

Korea +82 31 462 9642
korea.at.cs@nordson.com

South East Asia +65 6552 7533
sales.sg@nordsondage.com

Taiwan +886 2 2902 1860
globalsales@nordsondage.com

United Kingdom +44 1296 317800
globalsales@nordsondage.com